



Start date: **2023-05-04** / End date: **2023-05-05**

### Project overview



**155 respondents**

Total number of respondents



**1 day 8 hours**

Delivery time for the study



**15 questions**

Total test questions

#### RESPONSES BY AGE

There was 1 age group for this research

18-99

100%




#### RESPONSES BY GENDER

Research done for both females and males

Male

38%



Female

62%



#### TARGET TYPE

NSW Mental Health Sufferers

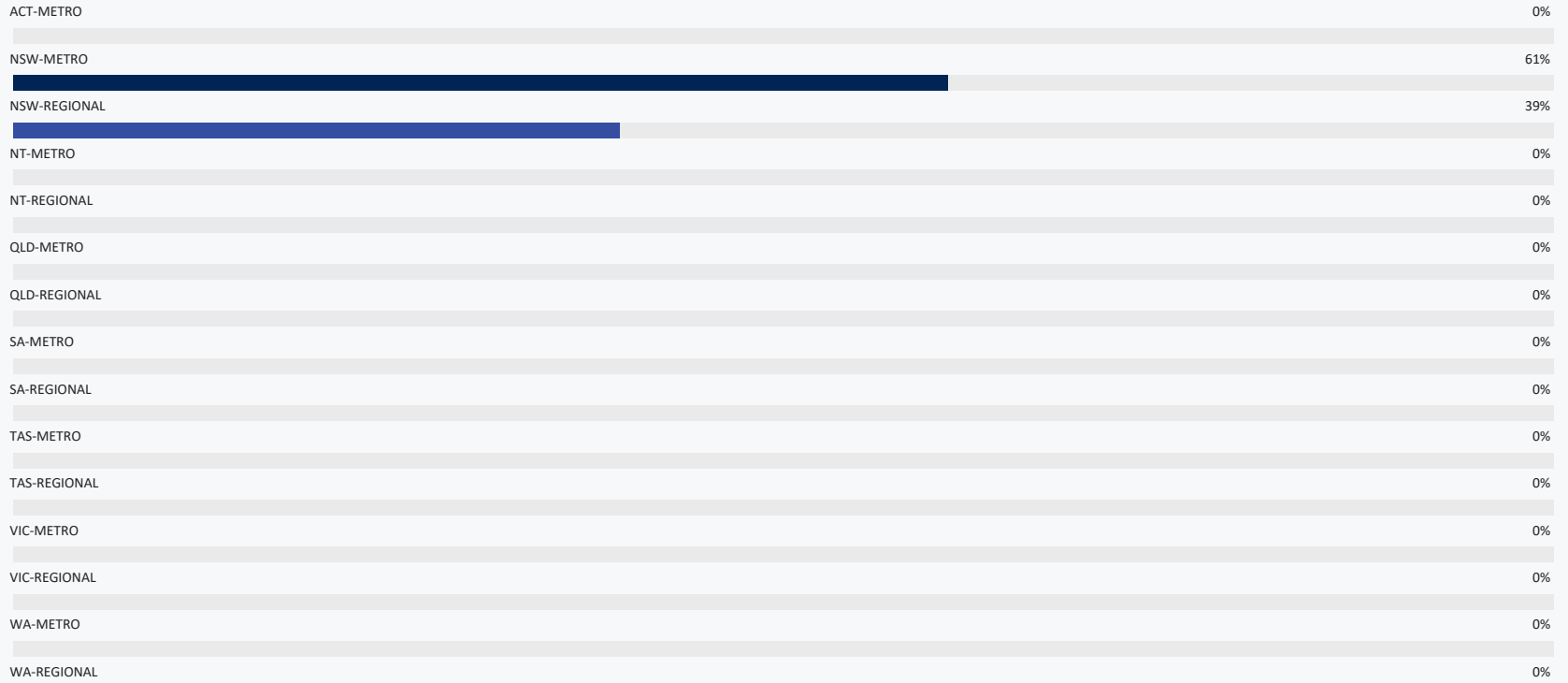
Base=155



Base=155

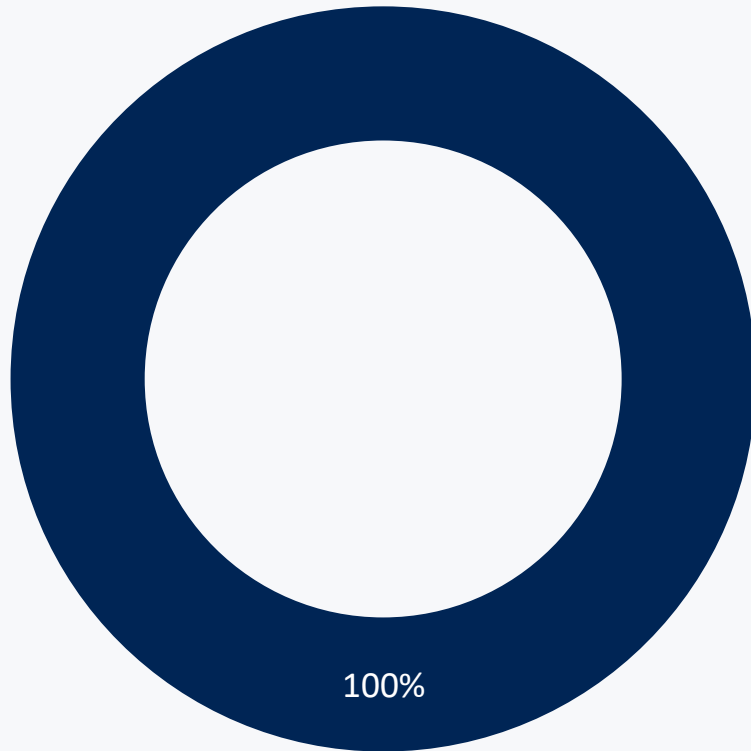


Base=155



S1B. Over the course of your life, have you ever presented to a hospital emergency department for a mental health issue, or been an inpatient\* in a mental health unit?\*Inpatient service is when you're formally admitted to receive an assessment or treatment (e.g., for anxiety, depression, alcohol or substance use disorders): that includes at Psychologist rooms, Psychiatrist rooms, Hospital Emergency Departments, Safe Havens, and other allied mental health services. Treatment may include talk therapy or medication, for example.

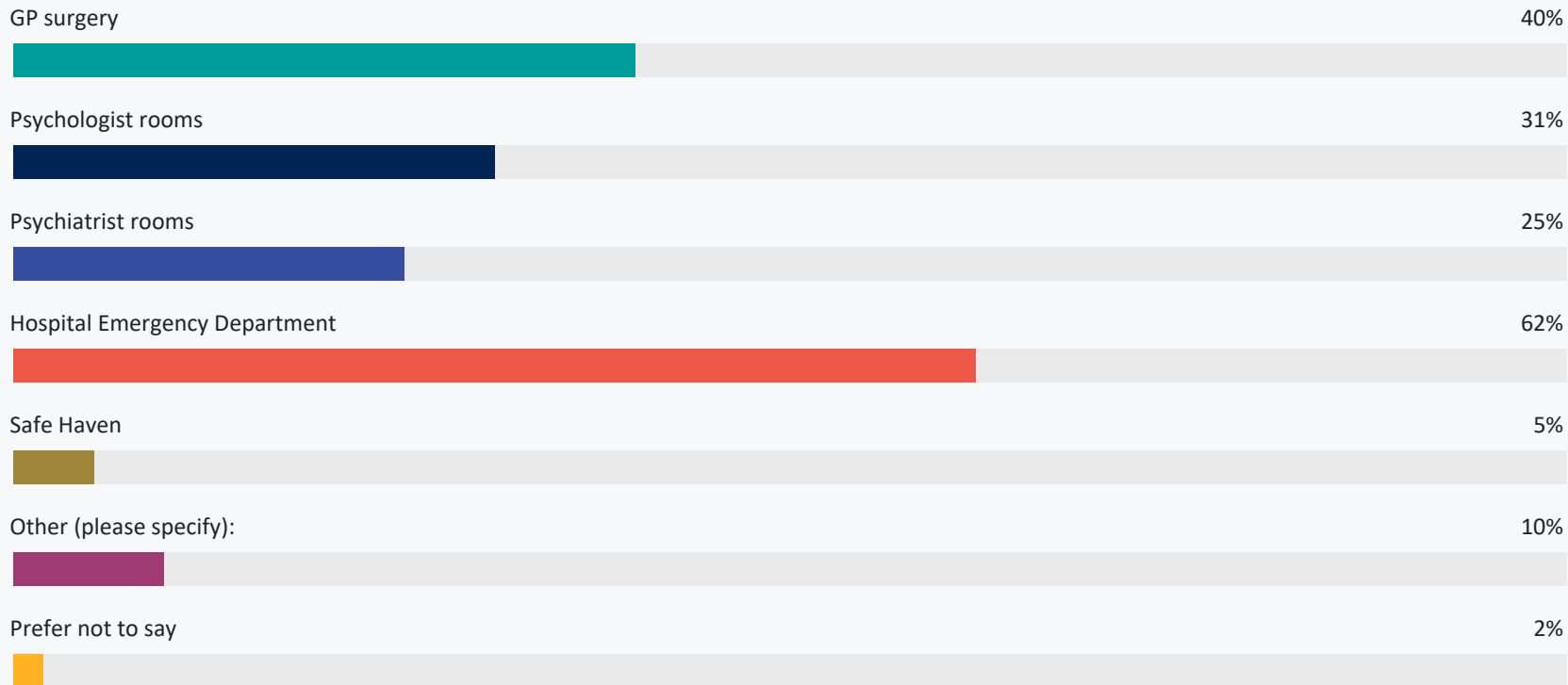
Base=155



- No – I have not.
- Yes – I've presented to a hospital emergency department for a mental health issue / been an inpatient in a mental health unit.
- Prefer not to say.

# Q1. Could you please tell us where it was that you were treated for a mental health issue?(Select all that apply)

Base=155



# Q1\_Other (please specify):

Base=15

Note: base is under 30



hospital	53%
mental	33%
health	27%
Psychiatric	13%
unit	13%
acute	7%
care	7%
counsellor	7%
Family	7%
God	7%



## Q2a. On average, when visiting a hospital emergency department, how long do you have to wait to be seen?(Just your best estimate is fine!)

Base=96





# Q2a\_4-hours or longer (please specify):

Base=5

Note: base is under 30

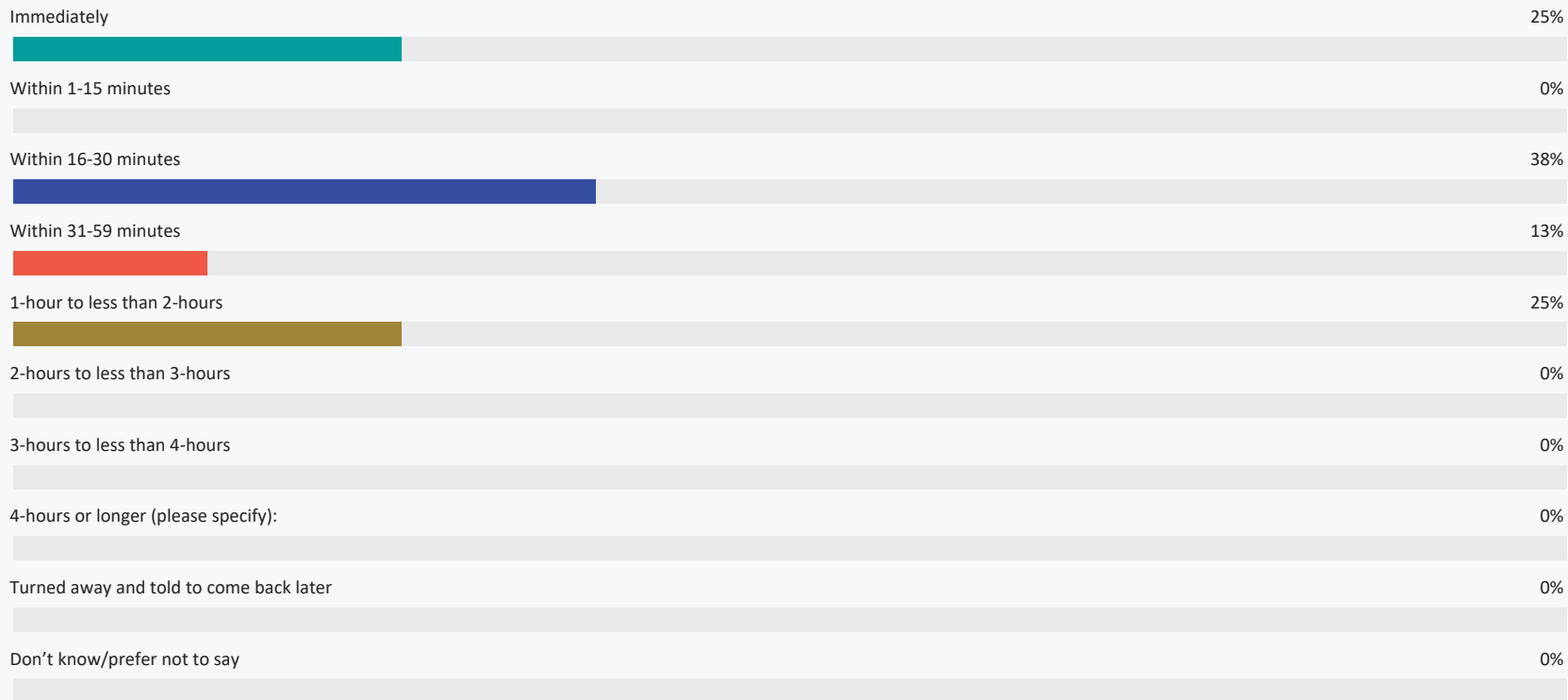


hours	80%
4-8	20%

## Q2b. On average, when visiting a Safe Haven, how long do you have to wait to be seen?(Just your best estimate is fine!)


Base=8

Note: base is under 30



### Q3. How would you describe the level of support you receive from the NSW mental health system?

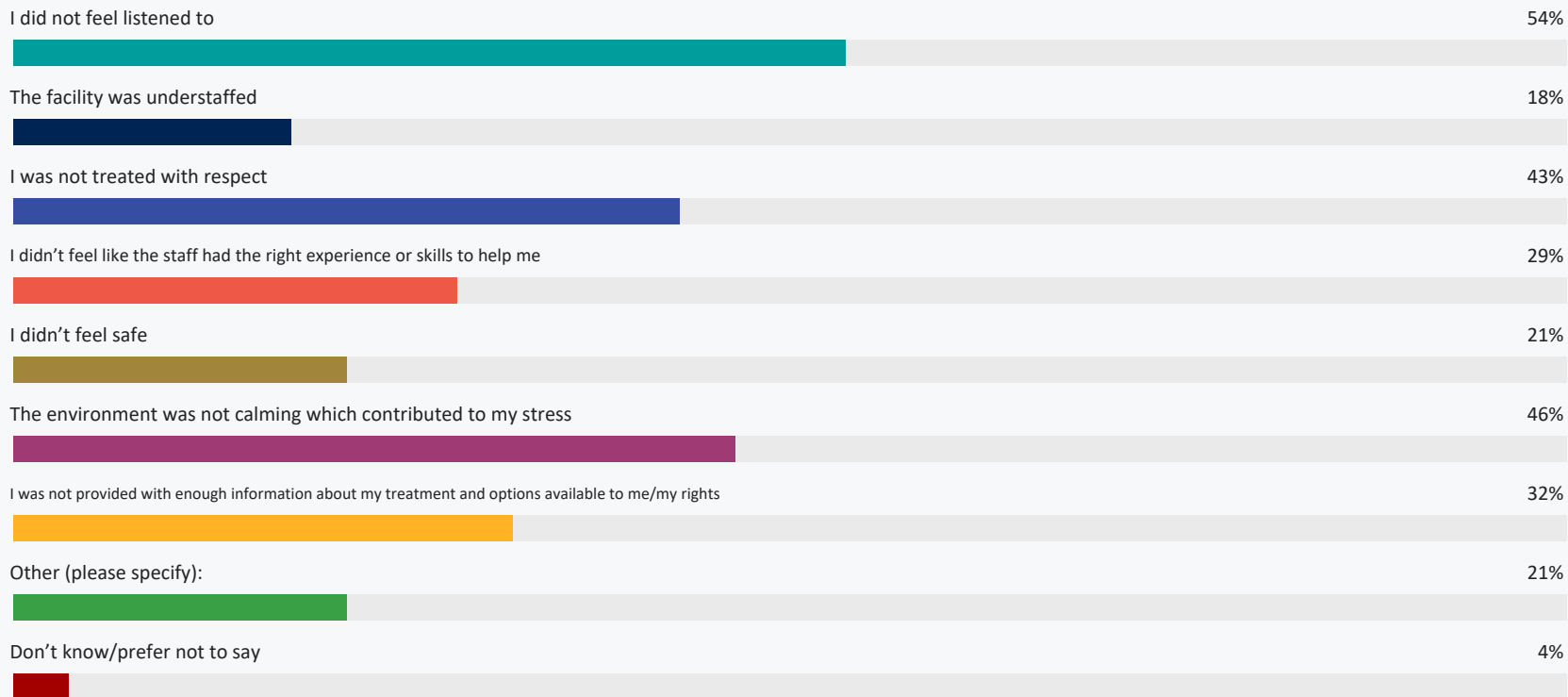
Base=155



# Q4. Could you please tell us the reason(s) why you feel the NSW mental health system was unsupportive?(Select all that apply)

Base=28

Note: base is under 30



# Q4\_Other (please specify):

Base=6

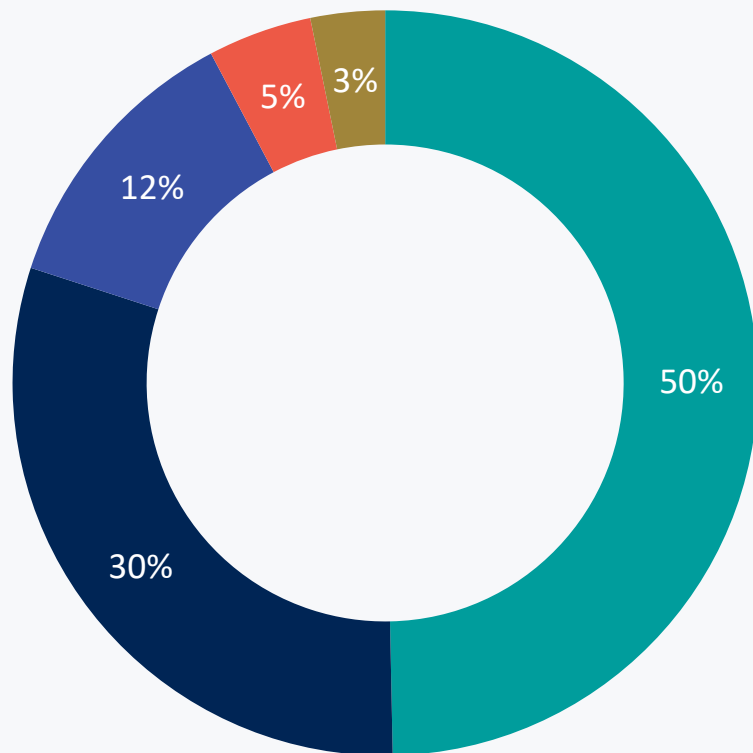
Note: base is under 30



given	33%
hospital	33%
medication	33%
private	33%
tests	33%
assumed	17%
brain	17%
cause	17%
completely	17%
contact	17%

## Q5. Thinking about your treatment overall, how did you feel after your experience with the NSW mental health system?

Base=155



- I felt my mental health had improved
- I felt my mental health had stayed the same
- I felt my mental health had become worse
- I felt my mental health had become worse and I felt traumatised
- Don't know/prefer not to say

# Q6. Prior to this survey, which of the following mental health organisations have you heard of?(Select all that apply)

Base=155

